

13AGC MAG CI

8 Open AA Day 1 standings







Jul 7-18, 2013

Page: 1
Printed: 7/15/2013 5:22 PM

Men / 80

Session: 19M

Judge's Signatures

Rank	Num	Name	Gym							AA
1	92	Hayden Greenough	QLD	Diff: 4.800	3.800	4.400	3.900	4.600	3.300	
				Exec: 8.750	8.433	8.233	8.633	8.633	8.850	
				ND: _____	_____	_____	-0.100	_____	_____	
				Final: 13.550	12.233	12.633	12.433	13.233	12.150	76.232
				Place: 2	1T	3	6	1	2	1
2	131	Daniel Bell	TAS	Diff: 3.900	3.300	4.500	3.900	3.300	3.000	
				Exec: 9.200	8.833	8.800	8.800	9.700	8.700	
				ND: _____	_____	_____	_____	_____	_____	
				Final: 13.100	12.133	13.300	12.700	13.000	11.700	75.933
				Place: 4	6T	1	5	3	3	2
3	54	JAE NAGEL	NSW	Diff: 4.700	3.400	4.300	3.000	3.500	2.600	
				Exec: 8.200	8.833	8.533	8.733	9.566	8.400	
				ND: -0.100	_____	_____	_____	_____	_____	
				Final: 12.800	12.233	12.833	11.733	13.066	11.000	73.665
				Place: 8	1T	2	8T	2	11	3
4F	209	Daniel Price	NZ	Diff: 4.500	3.600	2.800	3.000	3.700	2.700	
				Exec: 8.650	8.000	9.000	9.166	9.333	8.850	
				ND: _____	_____	_____	_____	_____	_____	
				Final: 13.150	11.600	11.800	12.166	13.033	11.550	73.299
				Place: 4F	13F	6F	7F	3F	4F	4F
4	96	Rhygan Werrett	QLD	Diff: 4.100	3.600	4.700	2.800	4.200	3.800	
				Exec: 8.800	8.533	7.766	8.300	8.233	8.450	
				ND: _____	_____	_____	_____	_____	_____	
				Final: 12.900	12.133	12.466	11.100	12.433	12.250	73.282
				Place: 5T	6T	4	19T	9T	1	4
5	157	Brayden James	VIC	Diff: 4.500	3.100	2.200	3.600	3.900	2.900	
				Exec: 8.700	8.666	8.633	8.133	8.666	8.350	
				ND: _____	_____	_____	_____	_____	_____	
				Final: 13.200	11.766	10.833	11.733	12.566	11.250	71.348
				Place: 3	8	13T	8T	7	8	5
6	95	Cory Hitchens	QLD	Diff: 4.500	2.600	2.200	3.900	3.200	2.900	
				Exec: 9.600	7.166	8.800	9.000	9.433	7.750	
				ND: _____	_____	_____	_____	_____	_____	
				Final: 14.100	9.766	11.000	12.900	12.633	10.650	71.049
				Place: 1	21	10T	3	4T	13T	6
7	94	Thomas Harden	QLD	Diff: 3.800	3.600	3.300	3.000	3.200	1.900	
				Exec: 9.100	8.600	8.200	8.533	8.966	8.250	
				ND: _____	_____	_____	_____	_____	_____	
				Final: 12.900	12.200	11.500	11.533	12.166	10.150	70.449
				Place: 5T	5	7T	12	11	17	7
8	55	Joel O'neill	NSW	Diff: 4.300	3.100	3.500	2.800	3.600	2.400	
				Exec: 8.550	8.533	7.766	8.800	8.400	8.650	
				ND: _____	_____	_____	_____	_____	_____	
				Final: 12.850	11.633	11.266	11.600	12.000	11.050	70.399
				Place: 7	11T	9	11	13	9T	8
9	9	Adam Falzarano	ACT	Diff: 3.800	4.500	3.200	3.900	3.300	2.500	
				Exec: 7.050	7.000	8.966	9.100	9.300	7.200	
				ND: _____	_____	_____	_____	_____	_____	
				Final: 10.850	11.500	12.166	13.000	12.600	9.700	69.816
				Place: 22	13	5	2	6	20	9







13AGC MAG CI

8 Open AA Day 1 standings

Jul 7-18, 2013

Page: 2
Printed: 7/15/2013 5:22 PM

Men / 80
Session: 19M

Rank	Num	Name	Gym							AA
10	93	Thomas Grogan	QLD	Diff: 3.300	3.200	2.300	2.000	3.400	2.100	
				Exec: 9.250	8.533	8.466	8.833	9.033	9.400	
				ND: _____	_____	_____	_____	_____	_____	
				Final: 12.550	11.733	10.766	10.833	12.433	11.500	69.815
				Place: 11	9	15	24T	9T	4	10
11F	206	Gerritt Bouwman	NZ	Diff: 4.900	3.300	3.000	3.900	3.700	2.000	
				Exec: 8.050	6.933	8.833	8.333	8.533	8.300	
				ND: _____	_____	_____	_____	_____	_____	
				Final: 12.950	10.233	11.833	12.233	12.233	10.300	69.782
				Place: 5F	19F	6F	7F	11F	17F	11F
11	51	Samuel Crean	NSW	Diff: 4.000	2.500	2.400	3.000	3.200	2.200	
				Exec: 8.350	7.566	8.600	9.133	9.333	8.400	
				ND: _____	_____	_____	_____	_____	_____	
				Final: 12.350	10.066	11.000	12.133	12.533	10.600	68.682
				Place: 12T	19	10T	7	8	14	11
12	56	Blair Steed	NSW	Diff: 4.100	3.300	2.400	3.900	3.800	3.100	
				Exec: 8.550	6.533	6.866	8.900	8.133	8.200	
				ND: _____	_____	_____	_____	_____	_____	
				Final: 12.650	9.833	9.266	12.800	11.933	11.300	67.782
				Place: 9	20	22	4	14	7	12
13F	207	Keegan Greene	NZ	Diff: 4.400	2.000	2.100	3.000	3.000	2.500	
				Exec: 8.750	8.533	9.000	9.200	8.633	8.900	
				ND: _____	-1.500	-1.500	_____	_____	_____	
				Final: 13.150	9.033	9.600	12.200	11.633	11.400	67.016
				Place: 4F	24F	20F	7F	16F	6F	13F
13	125	Rhys Hickman	SA	Diff: 4.200	3.000	2.500	2.800	2.900	2.200	
				Exec: 7.750	9.233	6.933	8.600	7.633	8.850	
				ND: _____	_____	_____	_____	_____	_____	
				Final: 11.950	12.233	9.433	11.400	10.533	11.050	66.599
				Place: 16	1T	20	15	21	9T	13
14	11	Charlie Pocock	ACT	Diff: 4.000	2.600	3.400	2.800	4.000	3.600	
				Exec: 6.650	8.866	7.466	8.400	7.100	7.750	
				ND: _____	_____	_____	-0.100	_____	_____	
				Final: 10.650	11.466	10.866	11.100	11.100	11.350	66.532
				Place: 23	14	12	19T	19	6	14
15	10	Benjamin Grant	ACT	Diff: 3.300	3.300	2.200	2.800	3.400	3.500	
				Exec: 8.500	7.766	7.766	8.633	7.233	7.950	
				ND: _____	_____	_____	_____	_____	_____	
				Final: 11.800	11.066	9.966	11.433	10.633	11.450	66.348
				Place: 17	16	17	14	20	5	15
16	52	Brennan Czinner	NSW	Diff: 3.800	3.500	4.500	2.800	3.600	2.700	
				Exec: 7.700	6.100	7.166	8.433	7.966	8.000	
				ND: _____	_____	_____	-0.100	_____	_____	
				Final: 11.500	9.600	11.666	11.133	11.566	10.700	66.165
				Place: 20	22	6	18	16	12	16
17	160	Luke Zellner	VIC	Diff: 3.800	3.400	2.000	2.800	3.300	1.900	
				Exec: 8.400	8.233	7.733	8.266	8.733	7.400	
				ND: _____	_____	_____	_____	_____	_____	
				Final: 12.200	11.633	9.733	11.066	12.033	9.300	65.965
				Place: 14	11T	19	21T	12	22	17







13AGC MAG CI

8 Open AA Day 1 standings

Jul 7-18, 2013

Page: 3
Printed: 7/15/2013 5:22 PM

Men / 80
Session: 19M

Rank	Num	Name	Gym							AA
18	156	Jaze Dubois	VIC	Diff: 3.400	3.700	2.300	2.800	4.000	3.200	
				Exec: 7.950	8.000	7.066	8.266	7.500	7.300	
				ND: _____	_____	_____	_____	_____	_____	
				Final: 11.350	11.700	9.366	11.066	11.500	10.500	65.482
				Place: 21	10	21	21T	17	16	18
19	58	Bailey Sansom	NSW	Diff: 3.500	3.100	2.300	2.800	3.000	2.200	
				Exec: 8.150	7.700	8.200	8.433	7.000	8.350	
				ND: _____	_____	_____	_____	_____	_____	
				Final: 11.650	10.800	10.500	11.233	10.000	10.550	64.733
				Place: 19	18	16	16	22	15	19
20	57	Mitchell Dawson	NSW	Diff: 3.300	3.300	2.000	3.600	3.700	2.100	
				Exec: 8.850	8.933	6.933	8.033	8.933	7.900	
				ND: _____	_____	-1.500	_____	_____	-1.500	
				Final: 12.150	12.233	7.433	11.633	12.633	8.500	64.582
				Place: 15	1T	24	10	4T	24	20
21	53	Matthew Hespe	NSW	Diff: 2.100	2.500	2.600	2.900	3.200	2.900	
				Exec: 8.950	8.366	8.233	8.566	8.700	6.600	
				ND: -1.500	_____	_____	_____	_____	_____	
				Final: 9.550	10.866	10.833	11.466	11.900	9.500	64.115
				Place: 24	17	13T	13	15	21	21
22	158	William Shurey	VIC	Diff: 3.700	4.000	2.500	2.000	3.300	2.800	
				Exec: 8.050	7.400	7.300	8.833	7.966	5.750	
				ND: _____	_____	_____	_____	_____	_____	
				Final: 11.750	11.400	9.800	10.833	11.266	8.550	63.599
				Place: 18	15	18	24T	18	23	22
23	159	Nicholas Silagy	VIC	Diff: 4.000	2.000	3.400	2.800	2.400	2.000	
				Exec: 8.450	5.933	8.100	8.066	8.100	7.950	
				ND: -0.100	_____	_____	_____	-1.500	_____	
				Final: 12.350	7.933	11.500	10.866	9.000	9.950	61.599
				Place: 12T	24	7T	23	23	19	23
24	210	Adam Parker	QLD	Diff: 3.700	2.700	2.100	2.800	2.100	2.100	
				Exec: 8.900	6.366	7.366	8.466	6.700	7.900	
				ND: _____	_____	-1.500	-0.100	-1.500	_____	
				Final: 12.600	9.066	7.966	11.166	7.300	10.000	58.098
				Place: 10	23	23	17	24	18	24
25F	208	Anthony Jellicoe	NZ	Diff: 0.000	_____	1.500	_____	1.900	1.600	
				Exec: 0.000	_____	9.500	_____	9.100	9.050	
				ND: _____	_____	-1.500	_____	-1.500	_____	
				Final: 0.000	_____	9.500	_____	9.500	10.650	29.650
				Place: 26F	25F	20F	26F	23F	13F	25F
25	13	Jordan Reed	ACT	Diff: _____	_____	_____	4.700	_____	_____	
				Exec: _____	_____	_____	8.766	_____	_____	
				ND: _____	_____	_____	_____	_____	_____	
				Final: _____	_____	_____	13.466	_____	_____	13.466
				Place: 26*	25*	25*	1	25*	25*	25
26	155	Anthony Dorrington	VIC	Diff: 1.400	_____	_____	_____	_____	_____	
				Exec: 8.750	_____	_____	_____	_____	_____	
				ND: -1.500	_____	_____	_____	_____	_____	
				Final: 8.650	_____	_____	_____	_____	_____	8.650
				Place: 25	25*	25*	26*	25*	25*	26